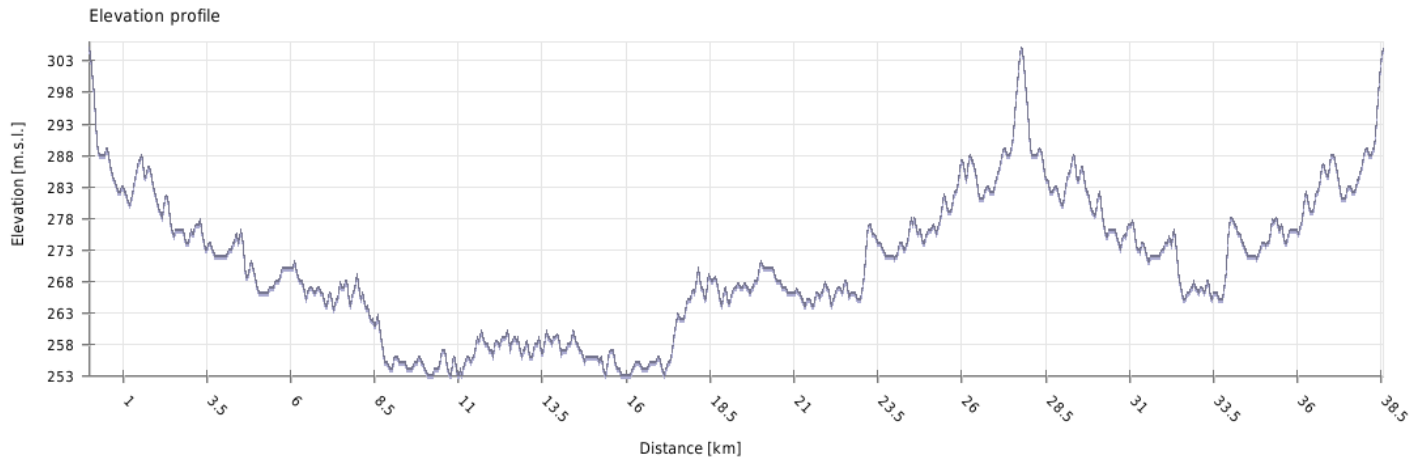
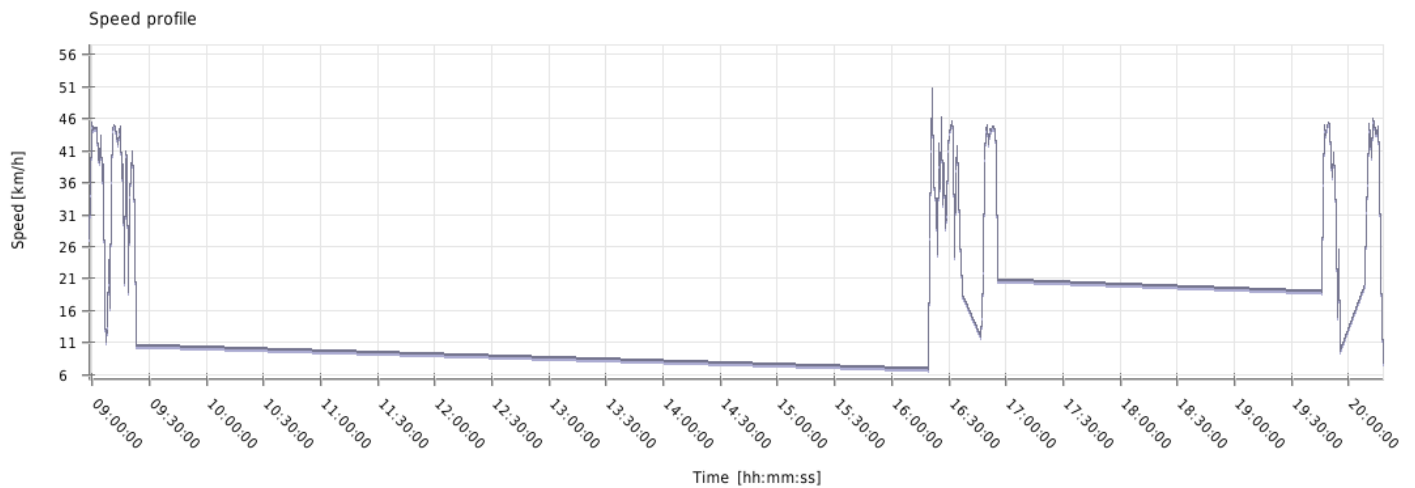
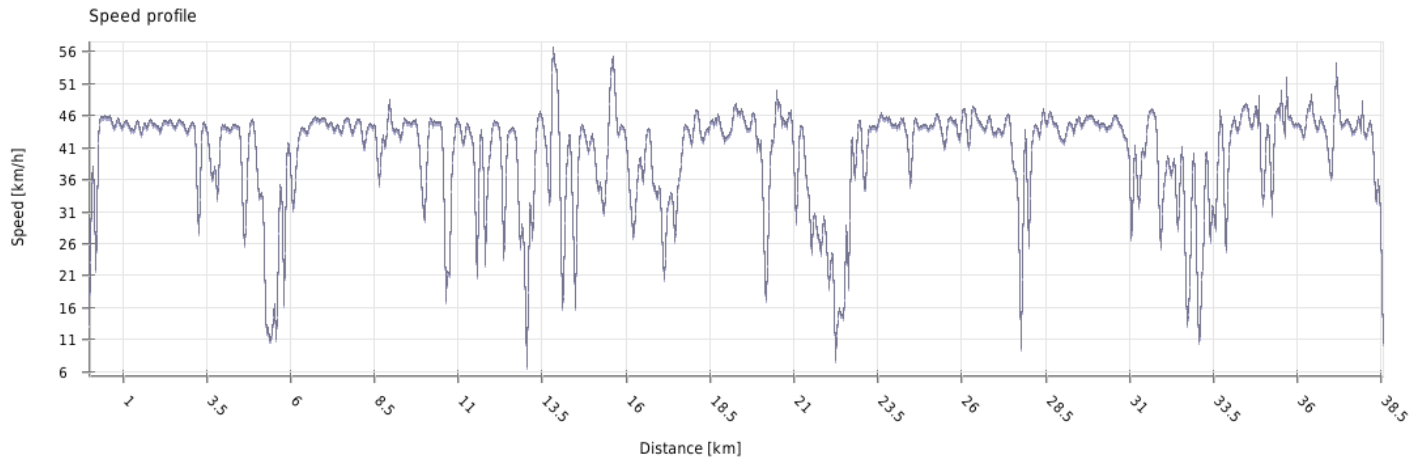


## Elevation



Minimum elevation:	253 m.s.l.
Maximum elevation:	306 m.s.l.
Average elevation:	270.4 m.s.l.
Maximum difference:	53 m
Total climbing:	349 m
Total descent:	350 m
Start elevation:	305.9 m.s.l.
End elevation:	304 m.s.l.
Final balance:	-1.9 m

## Speed



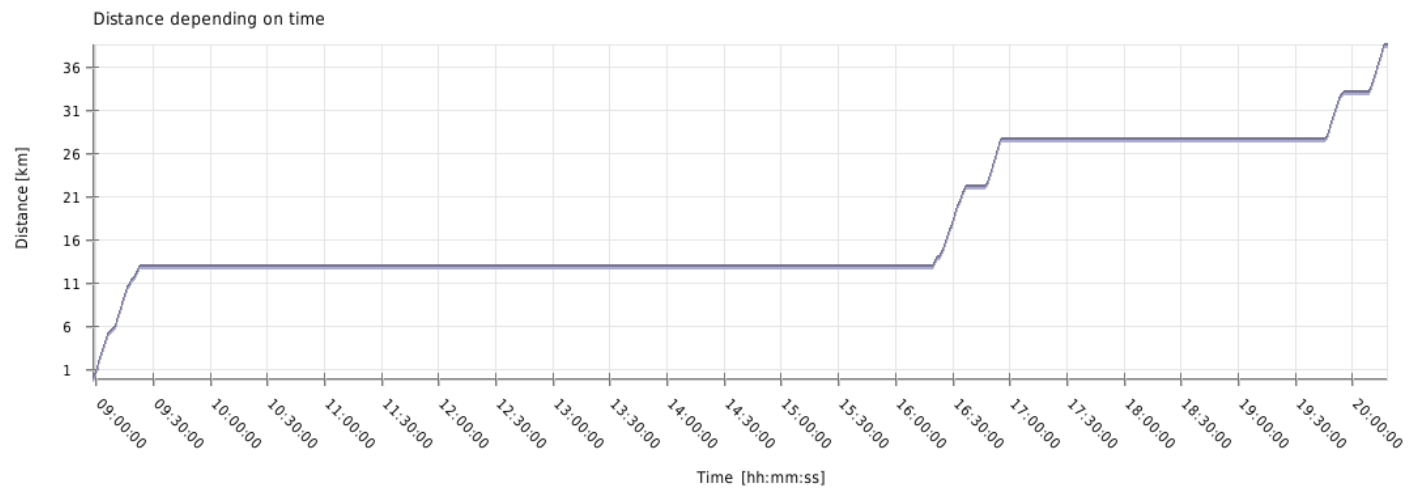
Minimum speed:	5.3 km/h
Maximum speed:	57.5 km/h
Average climbing speed :	40 km/h
Average descent speed :	39.3 km/h
Average flat speed:	36.5 km/h
Average speed:	37.5 km/h

## Time

---

Date of track:	26.9.2012
Start time:	08:57:27
End time:	20:18:16
Total track time:	11h 20m 49s
Climbing time:	7h 06m 05s
Descent time:	11m 53s
Flat time:	4h 02m 51s

## Distance



Total flat distance:	38.5 km
----------------------	---------

Total real distance:	38.6 km
----------------------	---------

Climbing distance:	6.4 km
--------------------	--------

Descent distance:	6.5 km
-------------------	--------

Flat distance:	25.7 km
----------------	---------