



MODEL: SP50-12(50AH/20HR) Original SP36-12 (2HR)



● **Product Specification**

Nominal Voltage: 12 V

Rated Capacity:

20Hour Rate (2.5A to 10.5V)	50 AH
10Hour Rate (4.6A to 10.5V)	46 AH
5Hour Rate (8.5A to 10.5V)	42.5 AH
2Hour Rate (18.0A to 10.5V)	36 AH

Dimension and Weight

Length	197mm±1mm
Width	165mm±1mm
Height	176mm±1mm
Total Height	176mm±1mm
Wright(WT)	15.5kg

Internal Resistance: Fully charged Battery <12m Ω

Self discharge Rate: 20°C, 4% first month, after 1% per month

Operating Temperature Range:

Discharge	-35°C (-31°F) ~50°C (122°F)
Charge	-15°C (5 °F)~40°C (104°F)
Storage	-15°C (5°F)~40°C(104°F)

Charging Methods:

Floating Use	13.5V~13.8V(20°C), Compensation coefficient-3mv/cell/°C
Cycling Use	14.4V~15.0V(20°C), Compensation coefficient-5mv/cell/°C
Max Charge Current	0.3C(A)

Case ABS

Applications Electric Vehicle, Solar power, Wind power, Telecom Systems, UPS

● **General Features**

High Corrosion Resistart Performance:Pb-Ca multi-alloy grid
Patented Silicate Compound Electrolyte:Minor acid vapor,
environment friendly.

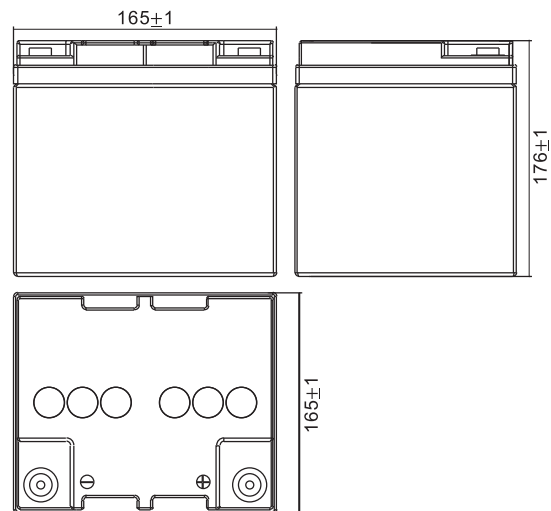
High Energy Density and Power Density.

Excellent Charge Acceptance Ability.

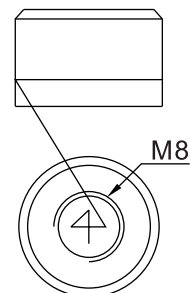
Strong High and Low Temperatare Performance.

Optimized Capability of Instant High-current Discharging

● **Outer Dimensions**

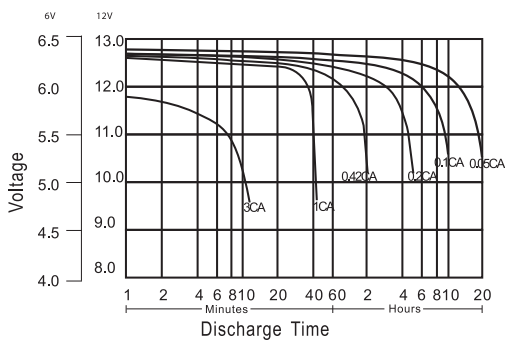


● **Terminal Type**

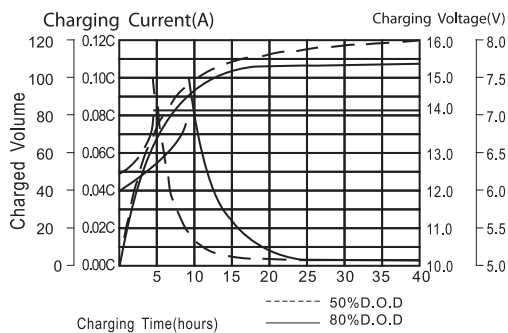


MODEL: SP50-12(50AH/20HR) Original SP36-12 (2HR)

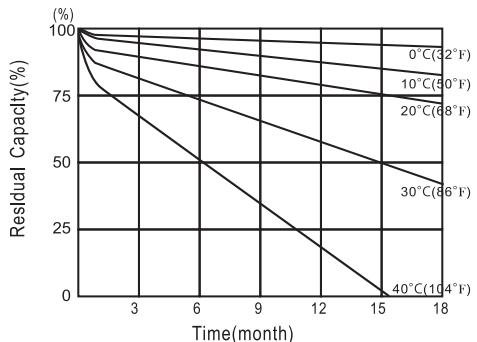
Discharge Characteristic Curves



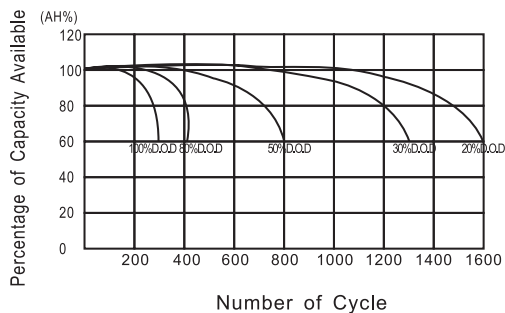
Constant Voltage Charging For Standby Use Batteries



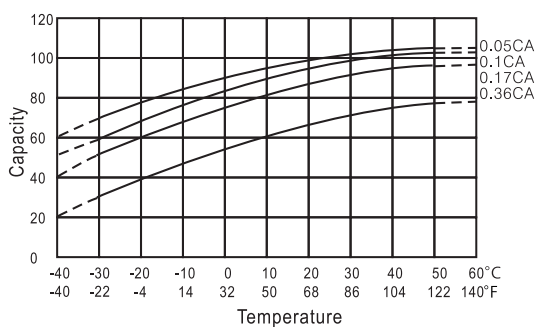
Self-Discharge Characteristics



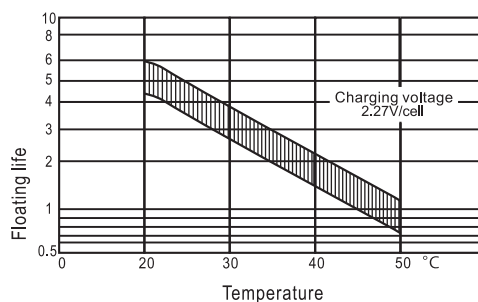
Cycle Service Life



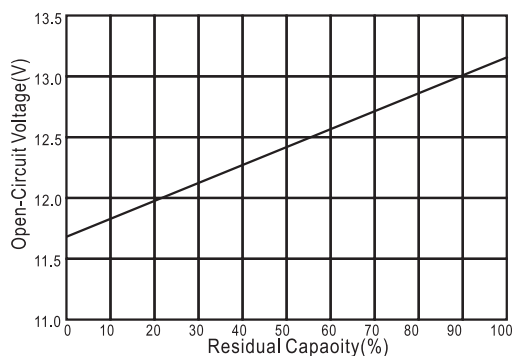
Effect of Temperature on Capacity



Float Service Life



Open-Circuit Voltage and Residual Capacity



Charge Curves

